

Spotlight on Q2 2023: South African Business Travel Trends



South Africans take to the skies and go global

SA Top International Business Destinations

Q2 2019	Q1 2023	Q2 2023
UK	UK	UK
Ireland	USA	France
Australia	Dubai	Netherlands
Taiwan	Singapore	Dubai
China	Germany	USA

South African companies boost business travel budgets

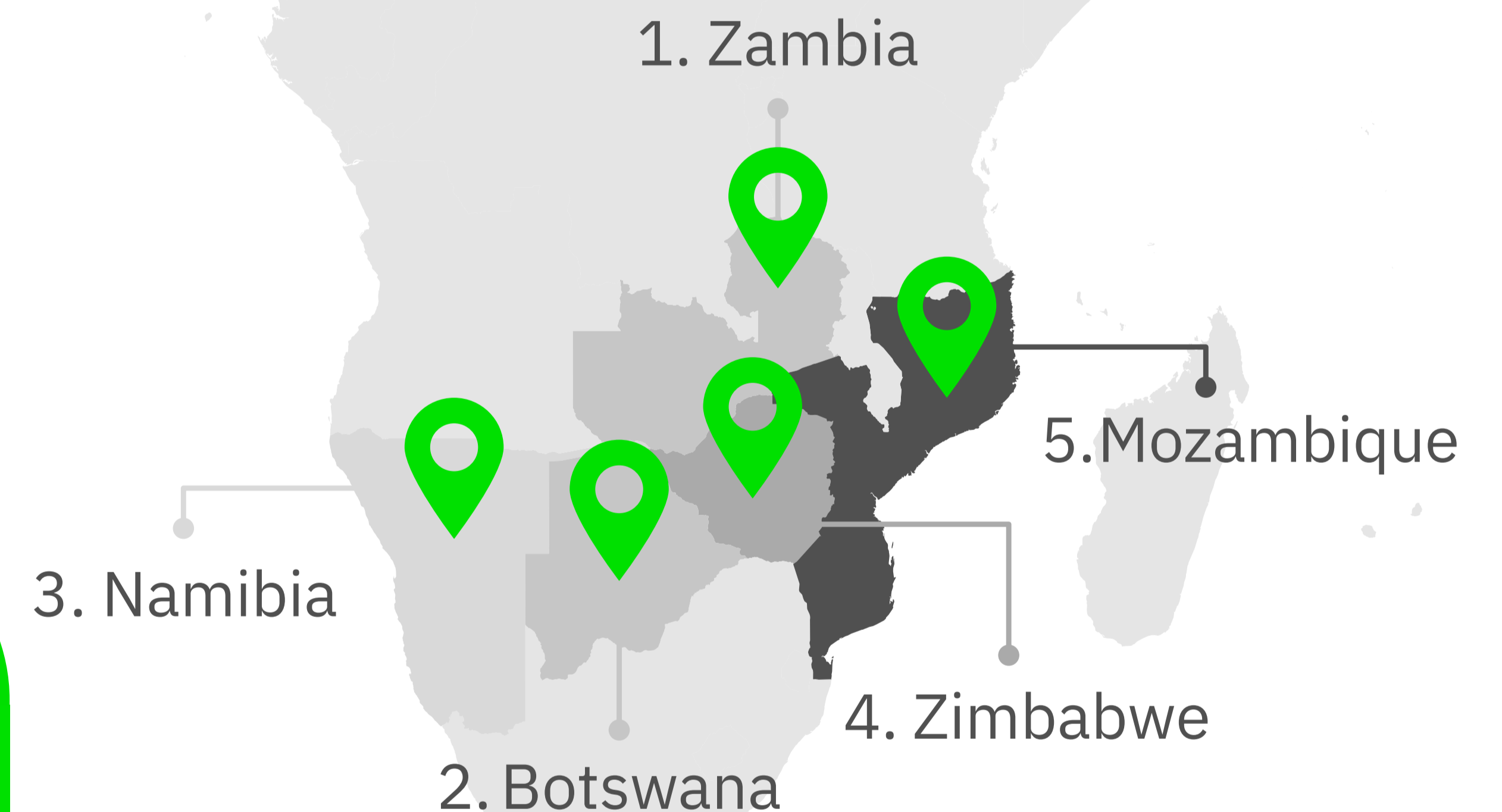
In Q2 2023 international flight transaction values saw a slight rise:

+17%


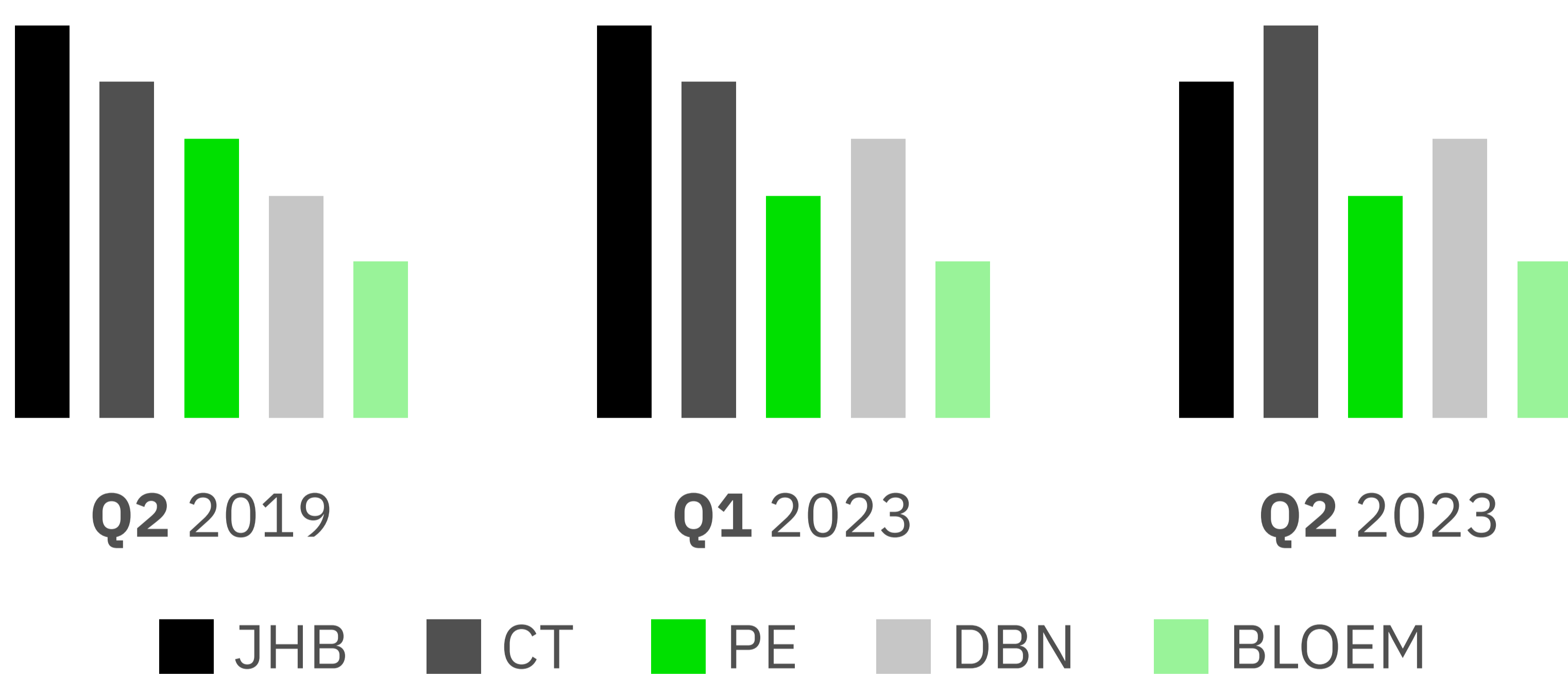
VS Q1 2023



The Africa picture? Regional destinations in Q2 2023



Local destinations in the spotlight:



Car Hire - prices on the rise

Q2 2019 vs Q2 2023

Transaction value **-5%**

Q1 2023 vs Q2 2023

Transaction value **+20%**

Hotels

Q2 2019 vs Q2 2023

Room nights **-61%**

Advance purchase **+5%**

Q1 2023 vs Q2 2023

Room nights **+7%**

Advance purchase **+21%**

The Takeaways:

- Be ready for higher hotel prices since more people are booking rooms.
- You can save money by booking hotel rooms well in advance.

Download

Ready to dive deeper?

Download our Business Travel Trends report.

